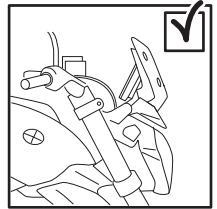


BMW R1250R '19-

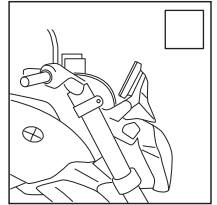
M O U N T I N G I N S T R U C T I O N S

REF 3626

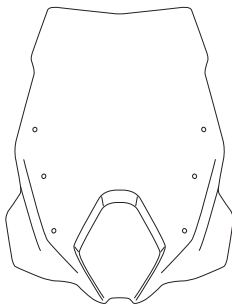


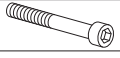





WINDSHIELD NEW GENERATION TOURING



TORX
T25
T40



ALLEN
Nº 3
Nº 6

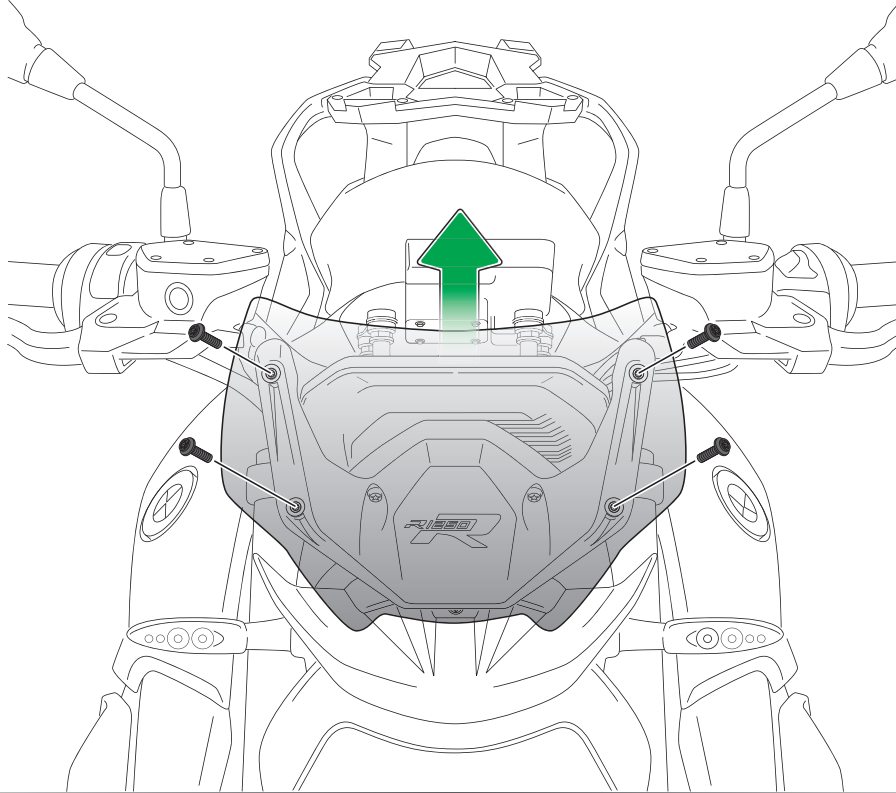
ID	PIEZA/PART	DESCRIPCIÓN	DESCRIPTION	QTY	REF
1		Cúpula TOURING	TOURING Screen	1	3626F/H/N/WM3
2		Soporte metálico superior derecho (R)	Right metal upper support (R)	1	SOPOR2P3-R-3626
3		Soporte metálico superior izquierdo (L)	Left metal upper support (L)	1	SOPOR2P3-L-3626
4		Tornillo M8x50 DIN912	M8x50 DIN912 Allen screw	2	TORNI-D912--532
5		Casquillo Ø8,5x Ø14x 12	Ø8,5x Ø14x 12 arrowhead	2	CASQUI-----0083
6		Silentblock Ø9 x Ø6 x8mm	Ø9 x Ø6 x8mm silentblock	6	AROPASACABLES-3
7		Casquillo con valona Ø12xØ6,8x7,3	Ø12xØ6,8x7,3 bush with flange	6	CASQUI-1A---750
8		Tornillo M5x16 Ø11 ISO 7380	M5x16 Ø11 ISO 7380 Allen screw	6	TORNI-I7380-493
9		Tapón tornillo M5 ISO 7380	M5 ISO 7380 Allen cap screw	6	TAPON-----85

BMW R1250R '19-

INSTRUCCIONES DE MONTAJE - MOUNTING INSTRUCTIONS - MONTAGEANLEITUNG

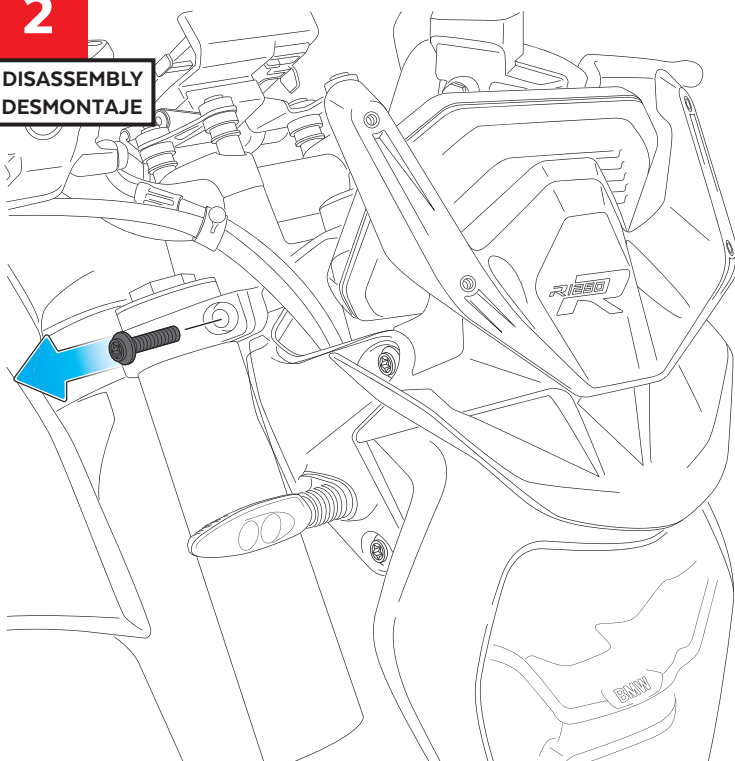
1

DISASSEMBLY
DESMONTAJE



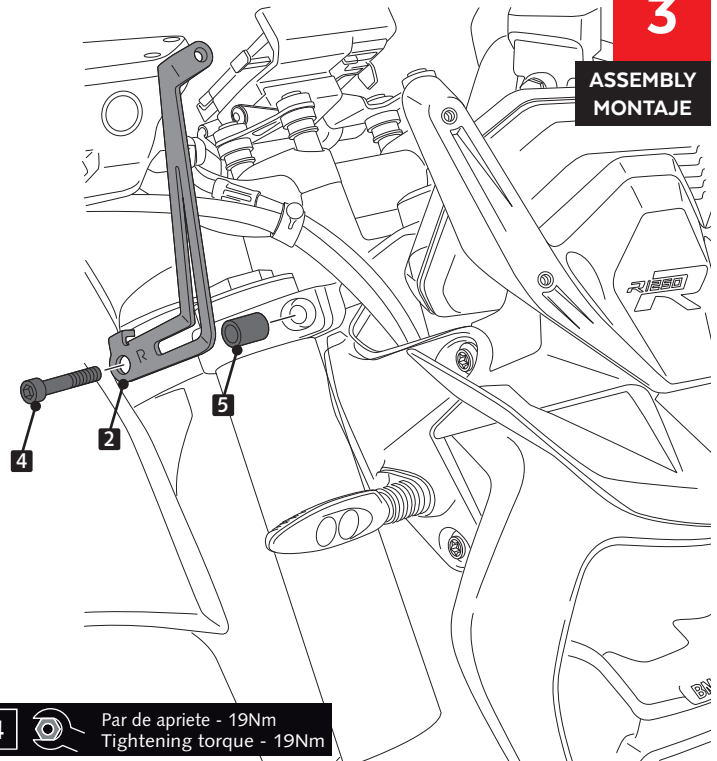
2

DISASSEMBLY
DESMONTAJE



3

ASSEMBLY
MONTAJE



4



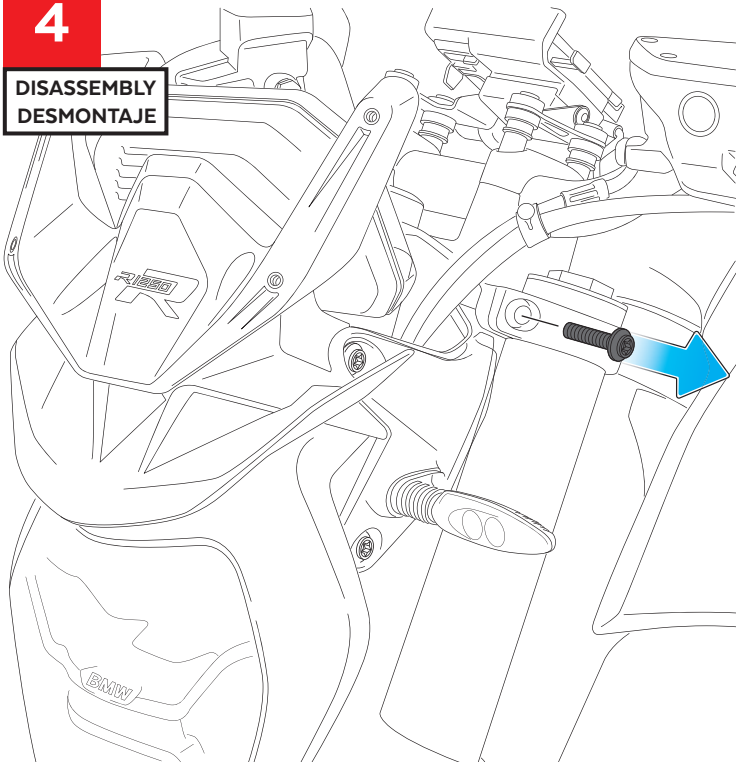
Par de apriete - 19Nm
Tightening torque - 19Nm

BMW R1250R '19-

INSTRUCCIONES DE MONTAJE - MOUNTING INSTRUCTIONS - MONTAGEANLEITUNG

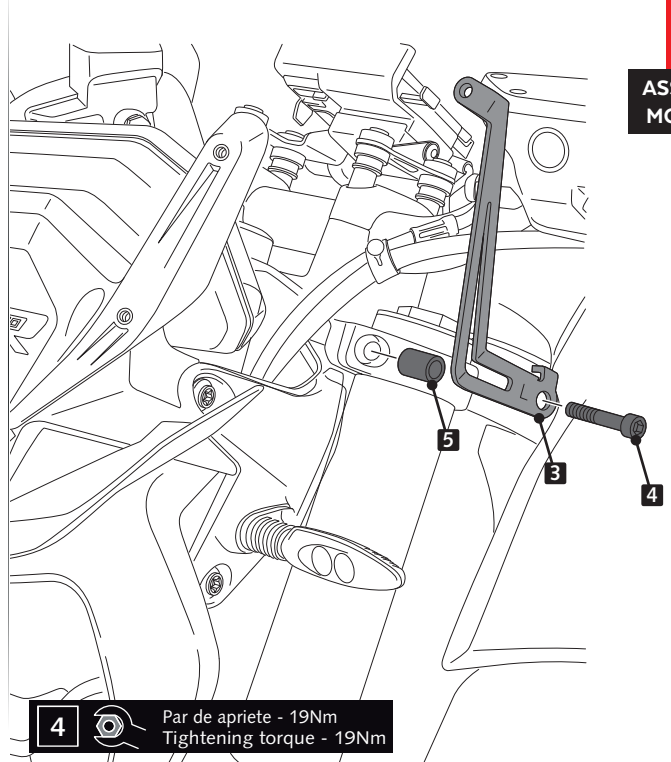
4

DISASSEMBLY
DESMONTAJE



5

ASSEMBLY
MONTAJE



6

ASSEMBLY
MONTAJE

