

YAMAHA R1 '09-'11

Ref.: 4935

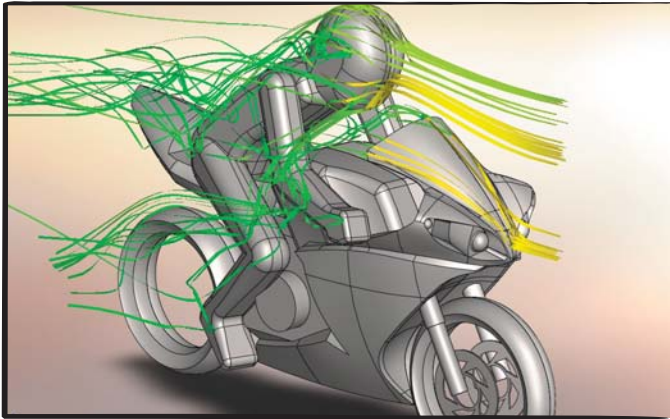
TEST CONDITIONS

SPEED	150 km/h	94 mph
RIDER HEIGHT	1.8 m	5.9 ft
RIDER POSITION	Standard	

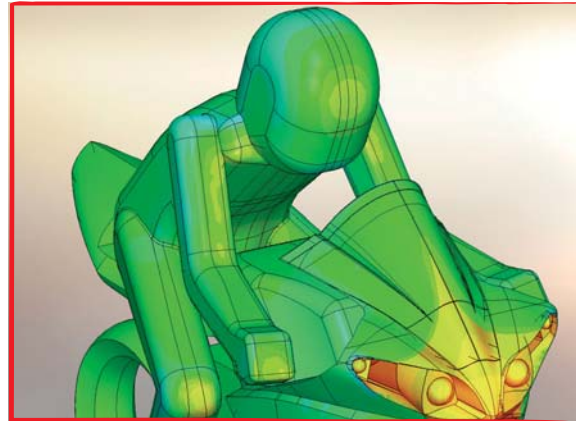

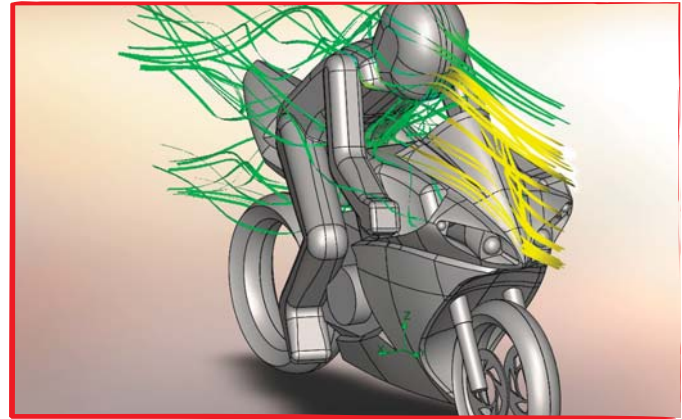
LATERAL WIND	No	
TEMPERATURE	20°C	68°F

MAX. PRESSURE

ORIGINAL SCREEN



PUIG Z-RACING SCREEN



MIN. PRESSURE

FINAL RESULTS

HELMET AVERAGE PRESSURE	10,2 kg/cm ²
BODY AVERAGE PRESSURE	8,3 kg/cm ²

FINAL RESULTS

HELMET AVERAGE PRESSURE	8,9 kg/cm ²
BODY AVERAGE PRESSURE	7,4 kg/cm ²

+12,7%

IMPROVED AERODYNAMIC WIND PROTECTION WITH PUIG Z-RACING SCREEN

Without losing Cx