

UNIVERSAL

REF 3590

ABS FRONT PLATE - FORK MOUNTING



ALLEN Nº 6
Nº 4
Nº 3


ID	PIEZA/PART	DESCRIPCIÓN	DESCRIPTION	QTY	REF
1		Placa frontal ABS	ABS front plate	1	10526J/CM3
2		Soporte escuadra	Bracket	2	SOPORT30X30-581
3		Varilla Ø9 x 200	Ø9 x200 Dispstick	2	VARILL205--0261
4		Tapa varilla	Bar cover	4	TOPEE-VPGT--8/4
5		Tornillo Allen M6x10 ISO 7380	M6x10 ISO7380 Allen screw	2	TORNI-I7380-402
6		Tornillo Allen M8x40 DIN 912	M8x40 DIN 912 Allen screw	4	TORNI-D912-475
7		Cilindro con taladro pasante de 23	23 cylinder with drill through	2	CILINRTP---0217
8		Tornillo Allen hexagono interior M8x8 DIN913	M8x8 DIN 913 allen hexagonal screw	2	TORNIA88---0184
9		Arandela Nylon M6x0,5	M6x0,5 nylon washer	2	ARANDEPNVCN0246
10		Tuerca M8 autoblocante	M8 Self-Locking nut	2	TUEA-D985.8-M8-
11		Brida varilla	Dispstick bridle	2	FIXVARLL-0-PR16
12		Tuerca brida-escuadra	Bridle-bracket locknut	2	FIXSOPOR-0-PR16
13		Casquillo Ø8,5 x Ø13 x 15	Ø8,5 x Ø13 x 15 arrowhead	2	CASQUI-M----614
14		Kit adhesivos	Sticker set	1	10535

UNIVERSAL

MONTAJE HORQUILLA / FORK MOUNTING / MONTAGE FORK

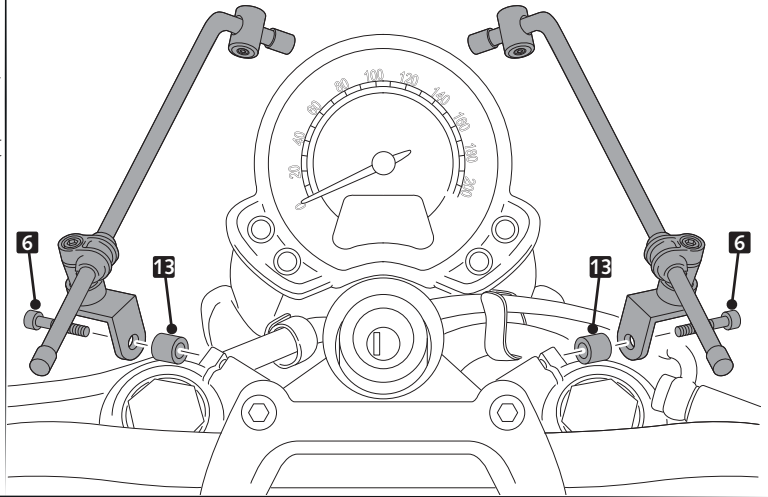
1

DISASSEMBLY
DESMONTAJE



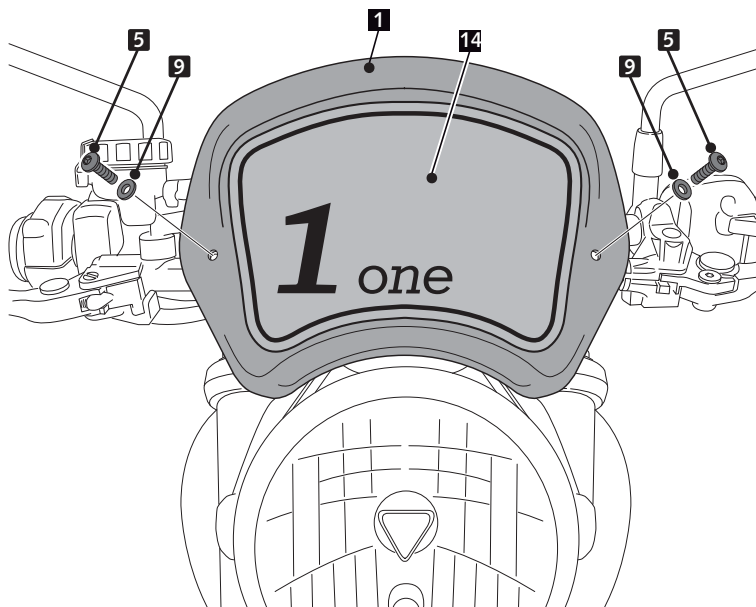
2

ASSEMBLY
MONTAJE



3

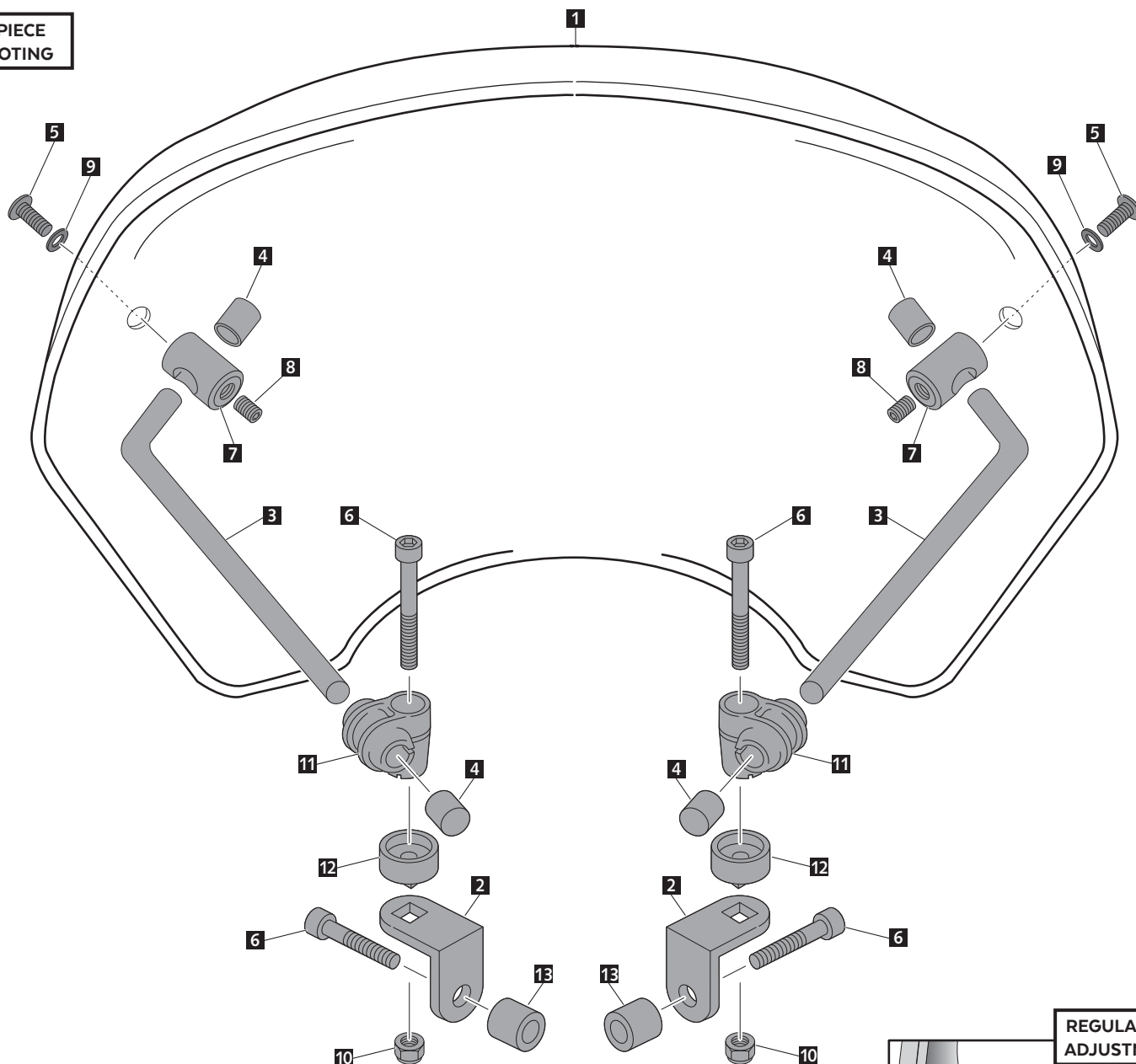
ASSEMBLY
MONTAJE



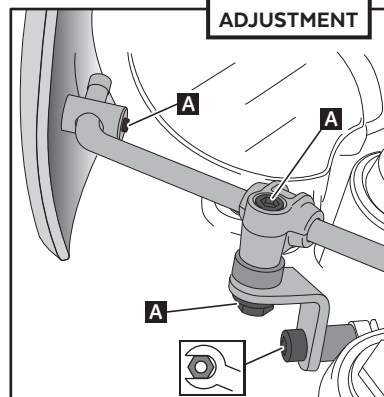
UNIVERSAL

MONTAJE HORQUILLA / FORK MOUNTING / MONTAGE FORK

DESPIECE
EXPLOTING



REGULACIÓN
ADJUSTMENT



A Ajustar la posición, en ambos lados, de los soportes y apretar los tornillos indicados.
Adjust position of the supports on both sides and tight the fasteners indicated.



- Par de apriete tornillos Nº 6 (23Nm). / - Tightening torque for screws nº 6 (23Nm).
- Anzugsdrehmoment Schrauben Nº 6 (23Nm).