

# KTM EXC 2008-2021 (ENDURO MODELS)

## M O U N T I N G   I N S T R U C T I O N S

REF 20507

SEMICARENADO RALLY / RALLY SEMIFAIRING



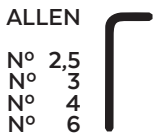
1 Person



45 min

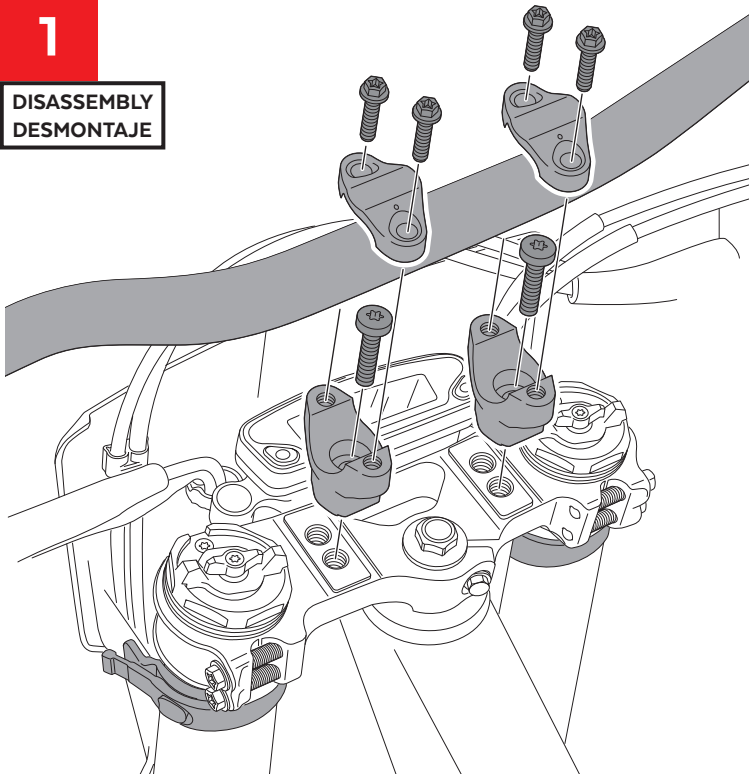


MEDIUM



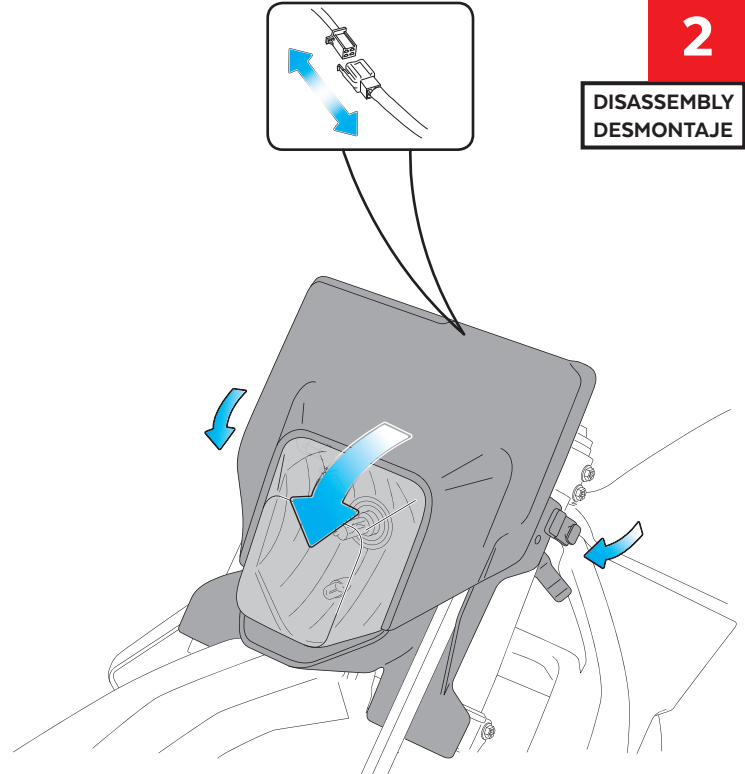
1

DISASSEMBLY  
DESMONTAJE



2

DISASSEMBLY  
DESMONTAJE

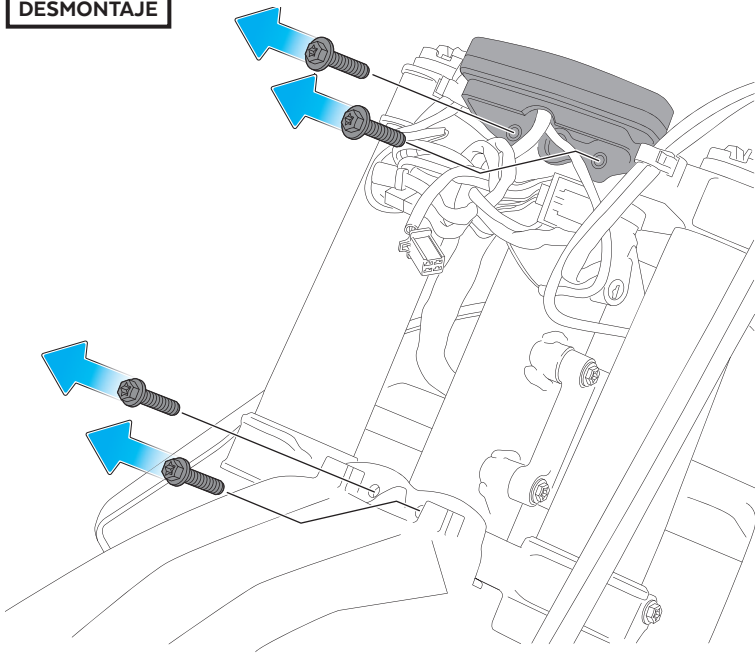


# KTM EXC 2008-2021 (ENDURO MODELS)

INSTRUCCIONES DE MONTAJE - MOUNTING INSTRUCTIONS - MONTAGEANLEITUNG

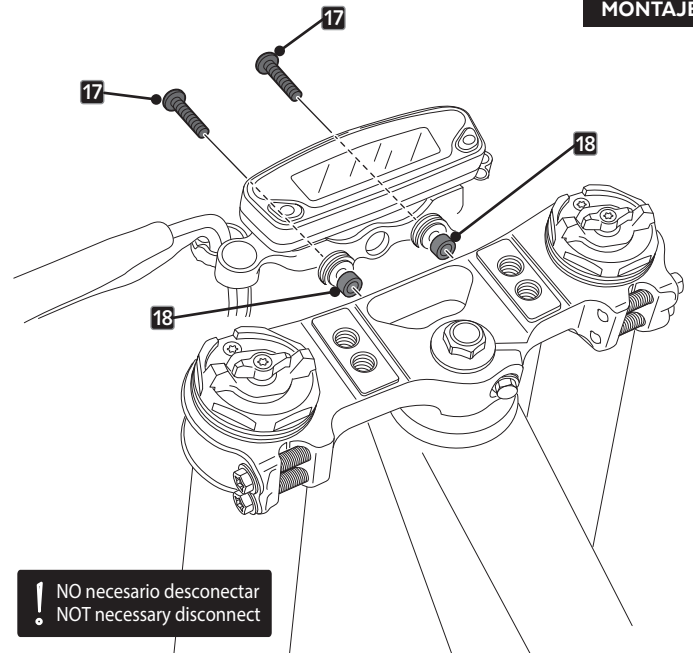
**3**

DISASSEMBLY  
DESMONTAJE



**4**

ASSEMBLY  
MONTAJE



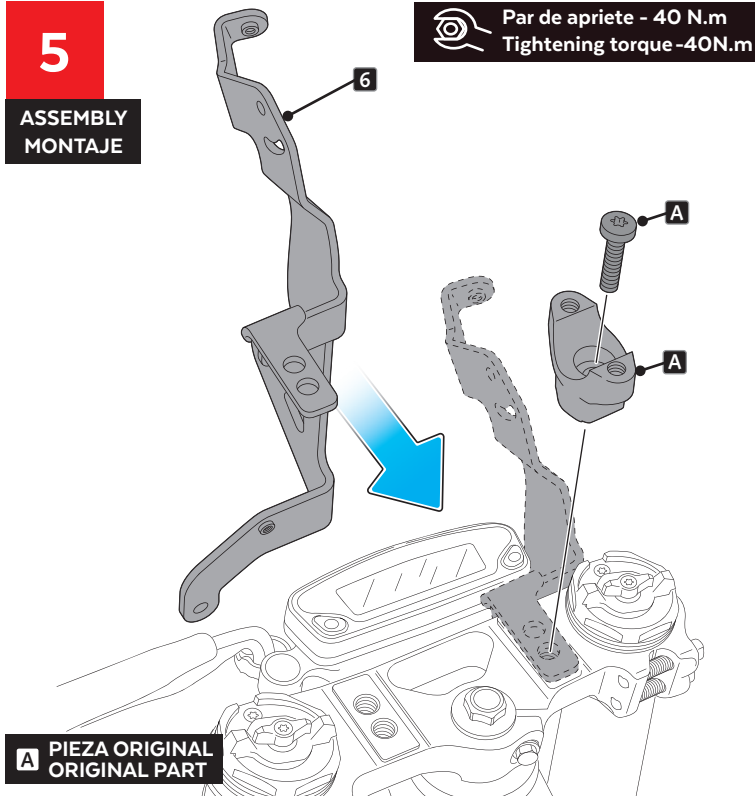
! NO necesario desconectar  
! NOT necessary disconnect

**5**

ASSEMBLY  
MONTAJE



Par de apriete - 40 N.m  
Tightening torque -40N.m



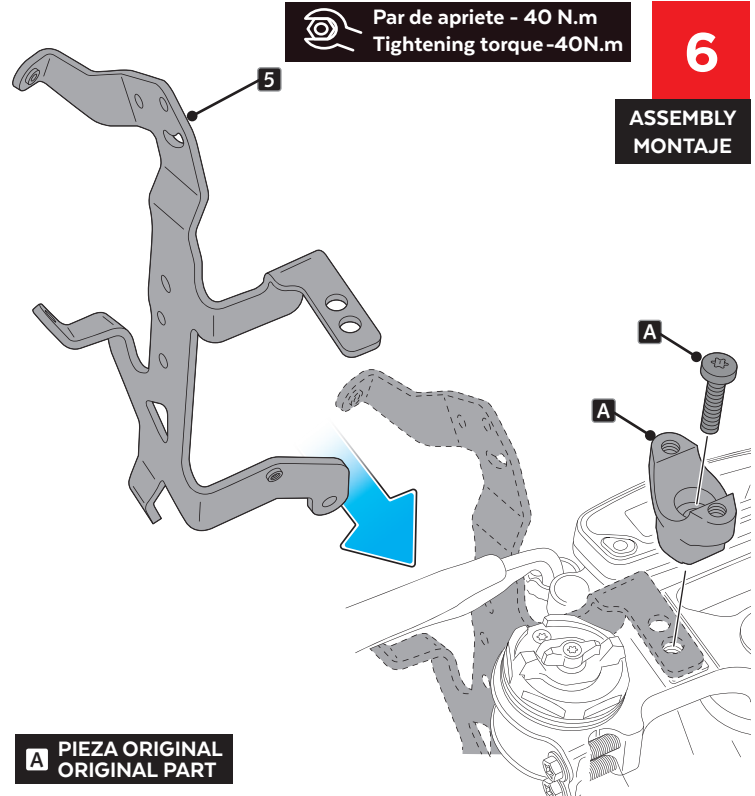
**A** PIEZA ORIGINAL  
ORIGINAL PART

**6**

ASSEMBLY  
MONTAJE



Par de apriete - 40 N.m  
Tightening torque -40N.m



**A** PIEZA ORIGINAL  
ORIGINAL PART

# KTM EXC 2008-2021 (ENDURO MODELS)

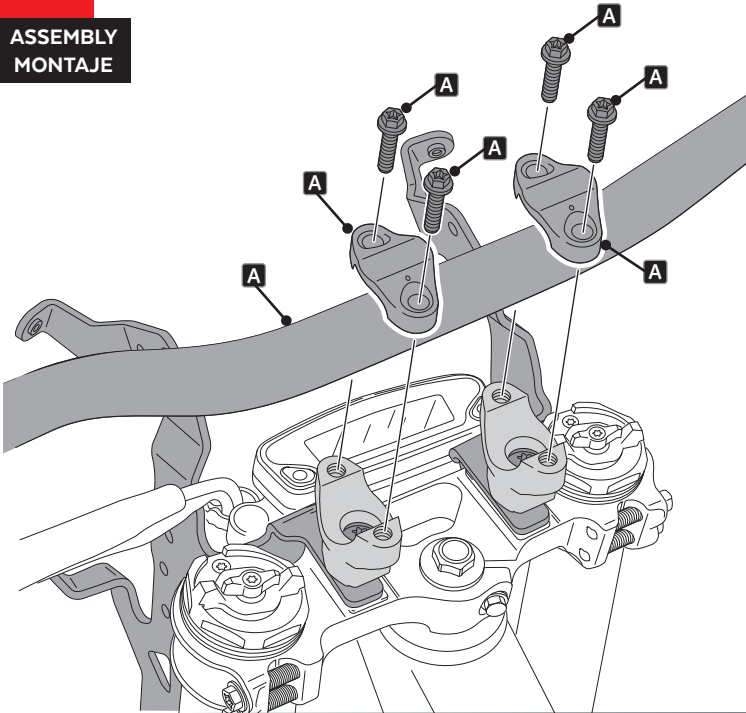
## INSTRUCCIONES DE MONTAJE - MOUNTING INSTRUCTIONS - MONTAGEANLEITUNG

**7**



Par de apriete - 20 N.m  
Tightening torque - 20N.m

ASSEMBLY  
MONTAJE

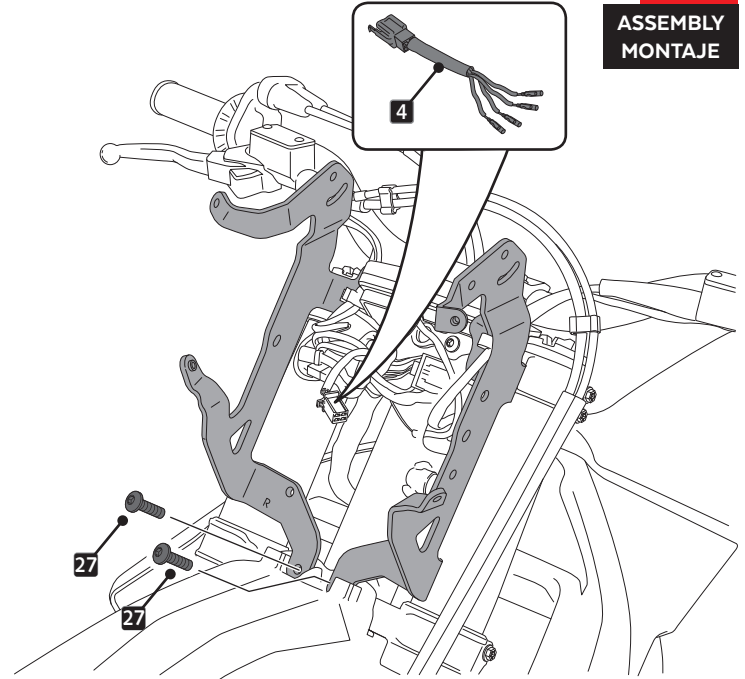


Par de apriete - 8 N.m  
Tightening torque - 8 N.m

! CONNECT ID4

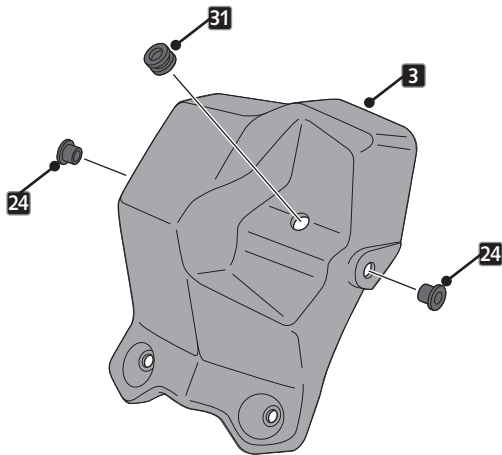
**8**

ASSEMBLY  
MONTAJE



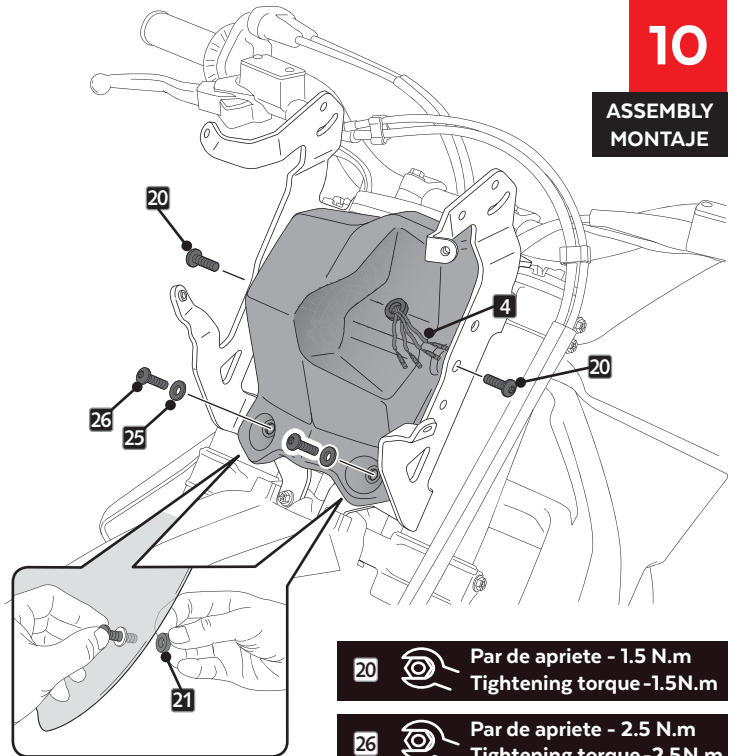
**9**

ASSEMBLY  
MONTAJE



**10**

ASSEMBLY  
MONTAJE



20



Par de apriete - 1.5 N.m  
Tightening torque - 1.5N.m

26




Par de apriete - 2.5 N.m  
Tightening torque - 2.5N.m

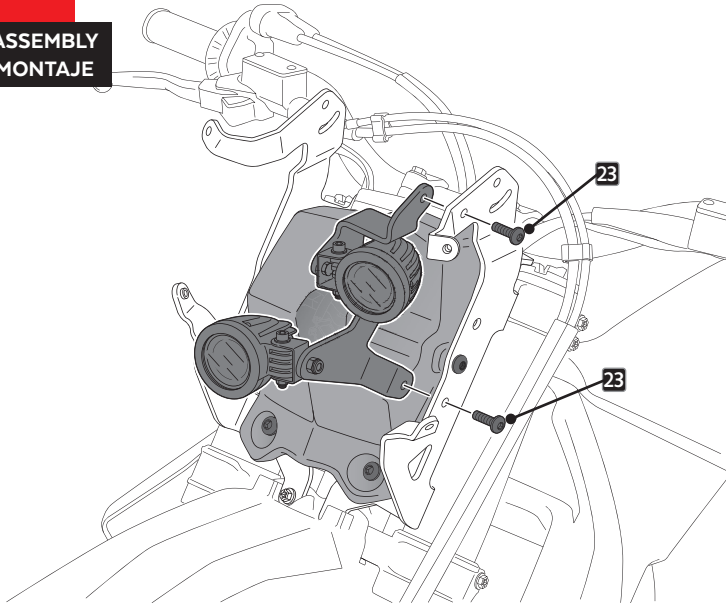
# KTM EXC 2008-2021 (ENDURO MODELS)


INSTRUCCIONES DE MONTAJE - MOUNTING INSTRUCTIONS - MONTAGEANLEITUNG

**11**

ASSEMBLY  
MONTAJE

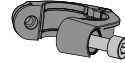
 Par de apriete - 4.5 N.m  
Tightening torque - 4.5 N.m



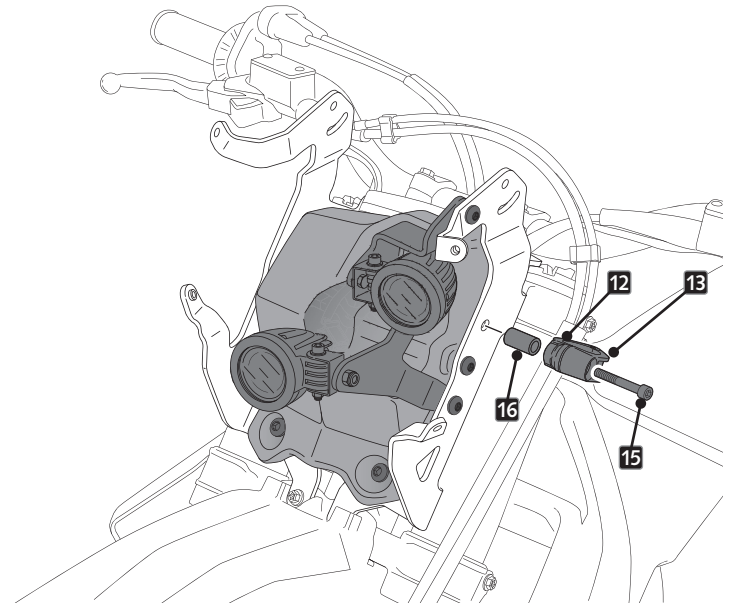
 Ver pág 5 para conectar ID4  
See page 5 to connect ID4

**12**

ASSEMBLY  
MONTAJE

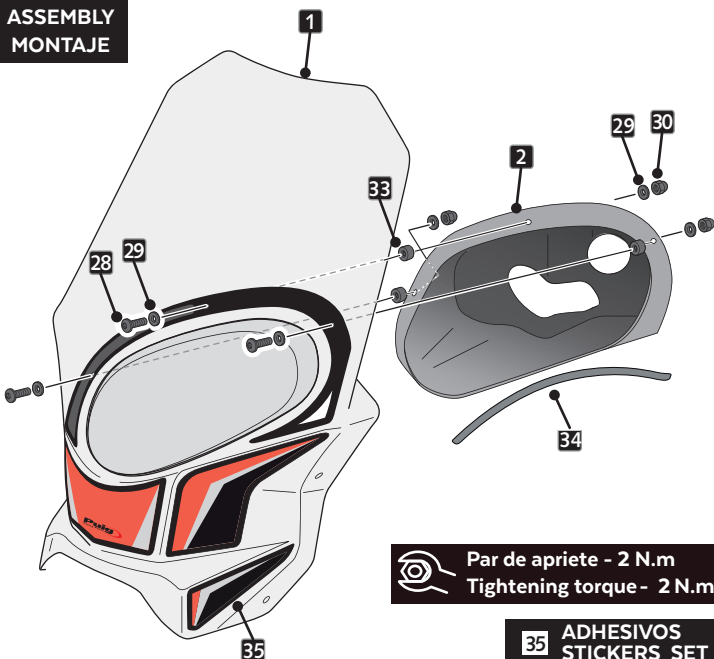



PASAR CABLEADO DE LA MOTO POR LA BRIDA Y APRETAR TORNILLO ID15  
PASS THE MOTORCYCLE WIRING THROUGH THE BRIDLE AND TIGHTEN THE ID15 SCREW



**13**

ASSEMBLY  
MONTAJE

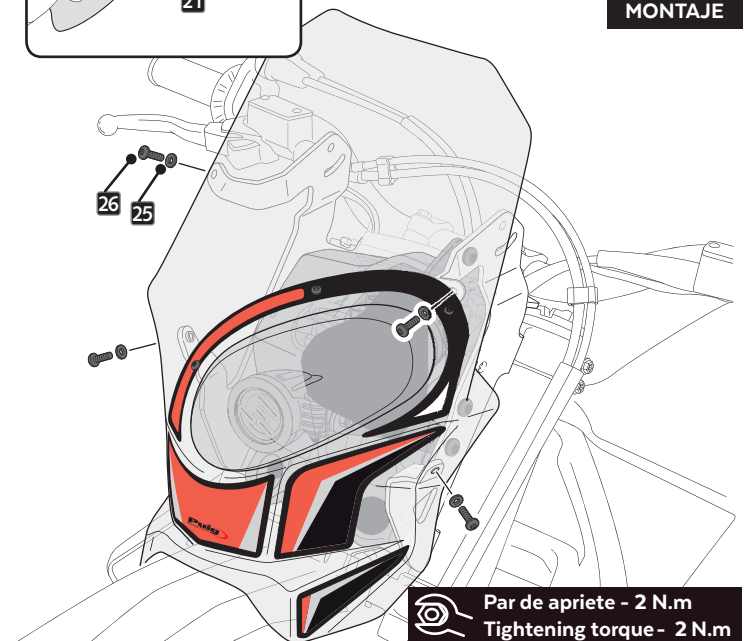
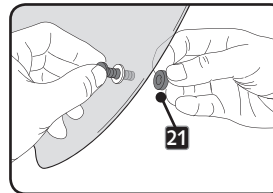



 Par de apriete - 2 N.m  
Tightening torque - 2 N.m

**35** ADHESIVOS  
STICKERS SET

**14**

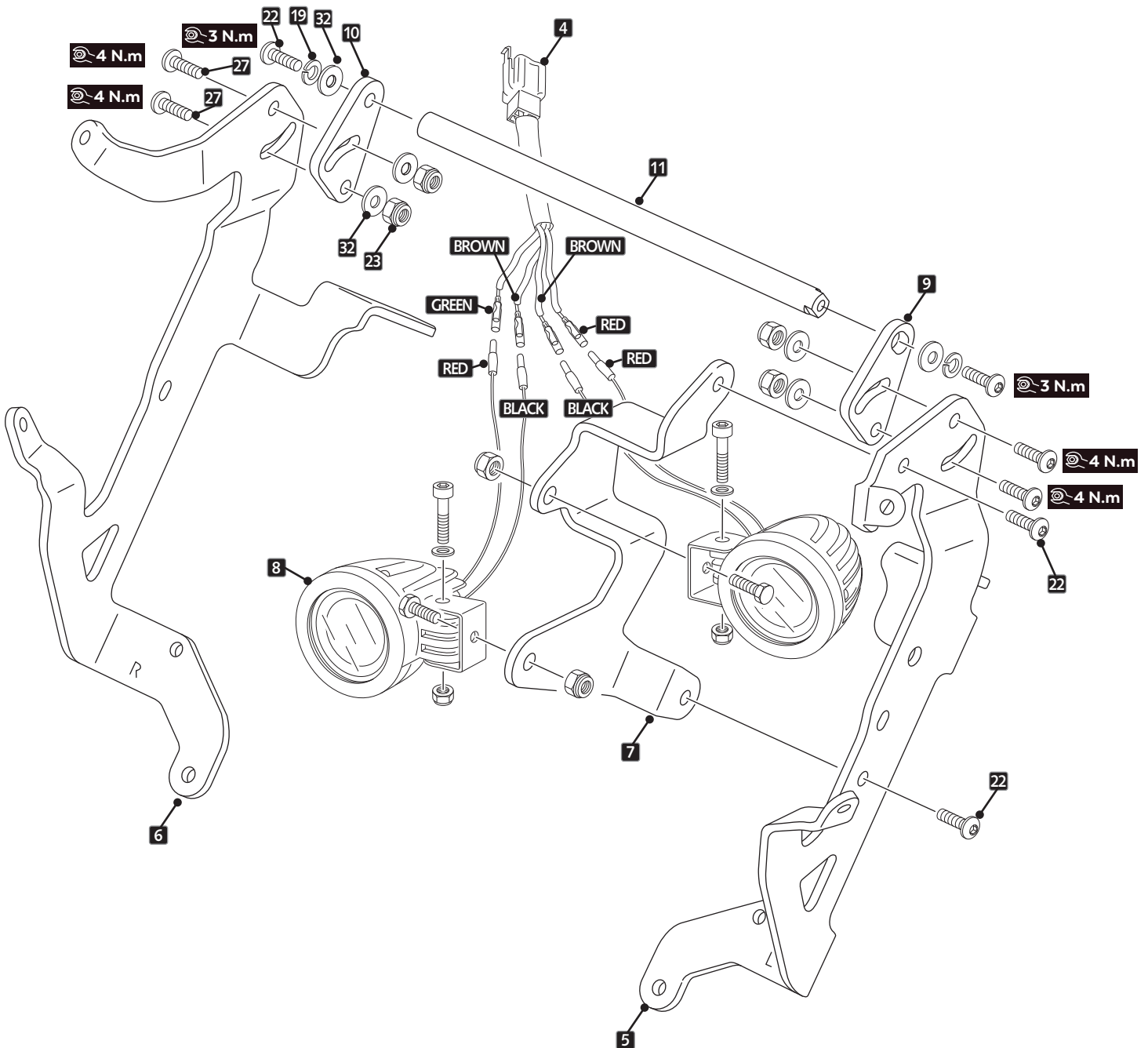
ASSEMBLY  
MONTAJE



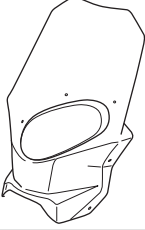

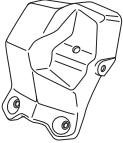

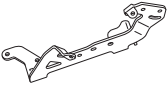
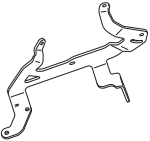

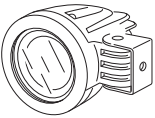


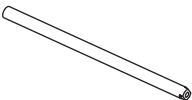
 Par de apriete - 2 N.m  
Tightening torque - 2 N.m

# KTM EXC 2008-2021 (ENDURO MODELS)


























## EXPLOTING



# KTM EXC 2008-2021 (ENDURO MODELS)

ID	PIEZA/PART	DESCRIPCIÓN	DESCRIPTION	QTY	REF
1		Semicarenado Rally ( Lexan Policarbonate)	Rally semifairing (Lexan Policarbonate)	1	10809WM3
2		Tapa óptica (ABS)	Optic cover (ABS)	1	10809JM3
3		Tapa posterior (ABS)	Optic back cover (ABS)	1	10809JM3
4		Adaptador cables	Wires adapter	1	10810
5		Soporte de aluminio Izquierdo	Left Aluminium support	1	SOP6P14L--20507
6		Soporte de aluminio Derecho	Right Aluminium support	1	SOP6P14R--20507
7		Soportede aluminio ópticas	Optics Aluminium support	1	SOP6P14O--20507
8		Ópticas led 10W ( Homologado CE )	10W Led Optics ( CE Homologated )	2	10811N
9		Soporte de aluminio Izquierdo Roadboock	Roadboock Left Aluminium support	1	SOP6P14LR--20507
10		Soporte de aluminio Derecho Roadboock	Roadboock Right Aluminium support	1	SOP6P14RR--20507
11		Varilla de aluminio	Aluminium Guide	1	SOP6P14V---20507

# KTM EXC 2008-2021 (ENDURO MODELS)

ID	PIEZA/PART	DESCRIPCIÓN	DESCRIPTION	QTY	REF
12		Semi-bridla corta	Short semi-bridle	1	BRIDAANT-0-PR16
13		Semi-bridla larga	Large semi-bridle	1	BRIDAPOS-0-PR16
14		Pasador cilindrico Ø4x20mm	Ø4x20mm cross dowel pin	1	VARILI4X20--576
15		Tornillo M8x50 DIN912	M8x50 DIN912 screw	1	TORNI-D912--532
16		Casquillo Ø14x Ø8,5 x22	Ø14x Ø8,5 x22 arrowhead	1	CASQUI-----150
17		Tornillo M6x40 DIN912	M6x40 DIN912 screw	2	TORNIAD912-0058
		Tornillo M6x30 DIN912	M6x30 DIN912 screw	2	TORNI-D912--725
18		Casquillo Ø8 x Ø14x15mm	Ø8 x Ø14x15mm arrowhead	2	CASQUI81415-101
19		Arandela Grower DIN127 M6 (negro)	DIN127 M6 grower washer ( black)	2	ARAND-D127--528
20		Tornillo Allen M5x16 Ø11 ISO 7380 (negro)	M5x16 Ø11 ISO 7380 Allen screw( black)	2	TORNI-I7380-493
21		Arandela de goma Ø4,5 xØ11 x2 mm	Ø4,5 xØ11 x2 mm rubber washer	6	ARAND-EPDM--722
22		Tornillo Allen M6x16 Ø14 ISO 7380 (negro)	M6x16 Ø14 ISO 7380 Allen screw( black)	4	TORNI-I7380-403
23		Tuerca autoblocante M6	M6 lock nut	4	TUZBM6000000024
24		Silentblock M5	M5 silentblock	2	SILENBTM5-046/1
25		Arandela nylon M5x1	M5x1 nylon washer	6	ARNV00000000245
26		Tornillo Allen M5x11 Ø11 ISO 7380 (negro)	M5x11 Ø11 ISO 7380 Allen screw ( black)	6	TORNI-AI----520
27		Tornillo Allen M6x20 Ø14 ISO 7380(negro)	M6x20 Ø14 ISO 7380 Allen screw( black)	6	TORNI-I7380-404
28		Tornillo Allen M4x16 Ø7 ISO 7380(negro)	M4x16 Ø7 ISO 7380 Allen screw ( black)	3	TORNIAI7380-310
29		Arandela nylon M4	M4 nylon washer	6	ARNV00000000311
30		Tuerca autoblocante M4	M4 Lock nut	3	TUERCAE985-0290
31		Silentblock Ø18 xØ9 xØ11 x8 mm	Ø18 xØ9 xØ11 x8 mm Silentblock	1	SILENBGONE--064
32		Arandela metálica M6 DIN9021 (negro)	M6 DIN9021 metallic washer ( black)	6	ARANDDP9021-037
33		Arandela de goma Ø4,5 x Ø14 x 4mm	Ø4,5 x Ø14 x 4mm Rubber washer	3	ARAND-GD13D5X4-
34		Ribete longitud 230mm,8mm, espesor 5	Trim lenght 230mm, 8mm, thickness 5	1	PERFIL-PVC-1048
35		Kit adhesivos KTM	KTM Stickers set	1	10813