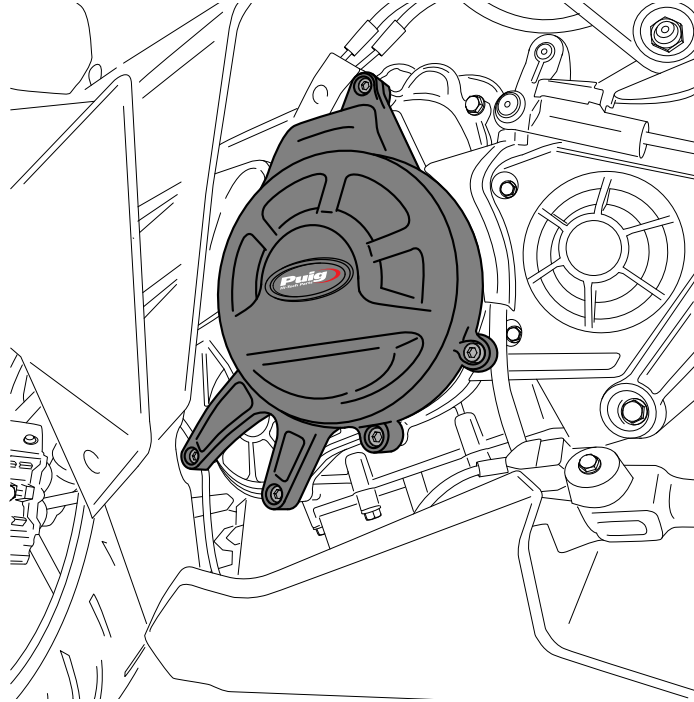
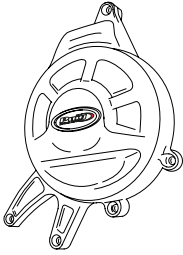
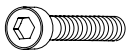


APRILIA RS 660 '21-

REF 21402N

TAPAS LATERAL IZQUIERDO / LEFT SIDE COVERS



| ID. | PIEZA / PART | DESCRIPCIÓN | DESCRIPTION | QTY. | REF.: |
|-----|---|-----------------------|--------------------|------|------------------|
| 1 |  | Tapa izquierda | Left cover | 1 | CONJUNTO--21402N |
| 2 |  | Tornillo M6x35 DIN912 | M6x35 DIN912 screw | 5 | - |

RECOMENDAMOS MONTAR LOS TORNILLOS APRETANDO UNIFORMEMENTE UNO TRAS OTRO, PARA APRETAR FINALMENTE CON DINAMOMÉTRICA
WE RECOMMEND TO MOUNT THE SCREWS UNIFORMLY TIGHTENING ONE AFTER THE OTHER, TO FINALLY TIGHTEN WITH DYNAMOMETRIC

**CONSULTAR EN NUESTRA PAGINA WEB LA DISPONIBILIDAD DEL VIDEO DE MONTAJE DE ESTA REFERENCIA.
CONSULT OUR WEBSITE THE VIDEO MOUNT AVAILABILITY OF THIS REFERENCE.**



APRILIA RS 660 '21-

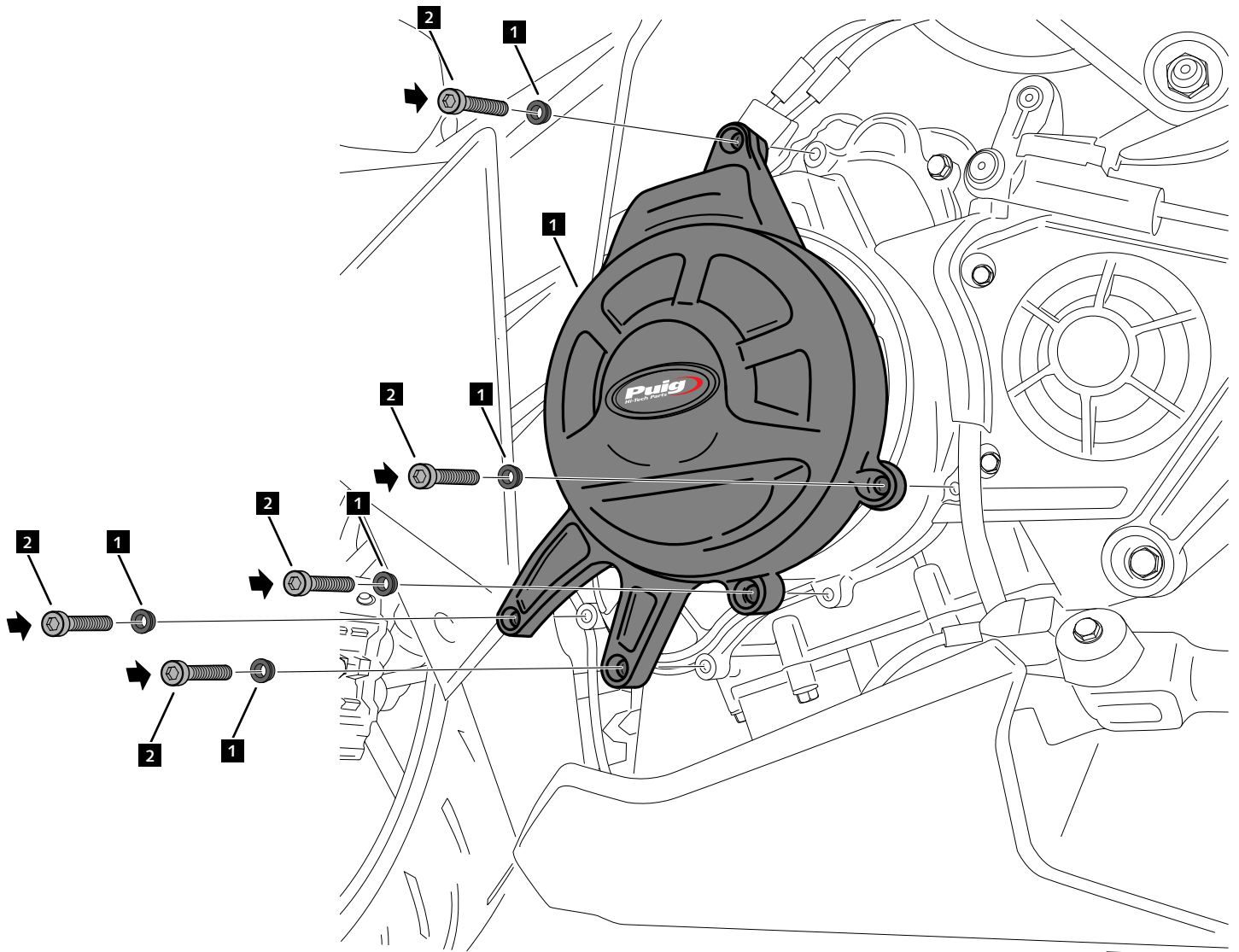
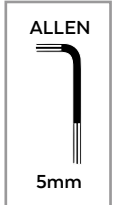
REF 21402N

INSTRUCCIONES DE MONTAJE - MOUNTING INSTRUCTIONS - MONTAGEANLEITUNG

1

ASSEMBLY
MONTAJE

2  12,00 N/m - Par de apriete
8,85 lb/ft - Tightening torque



APRILIA RS 660 '21-

REF 21402N

TAPAS LATERAL DERECHO / RIGHT SIDE COVERS



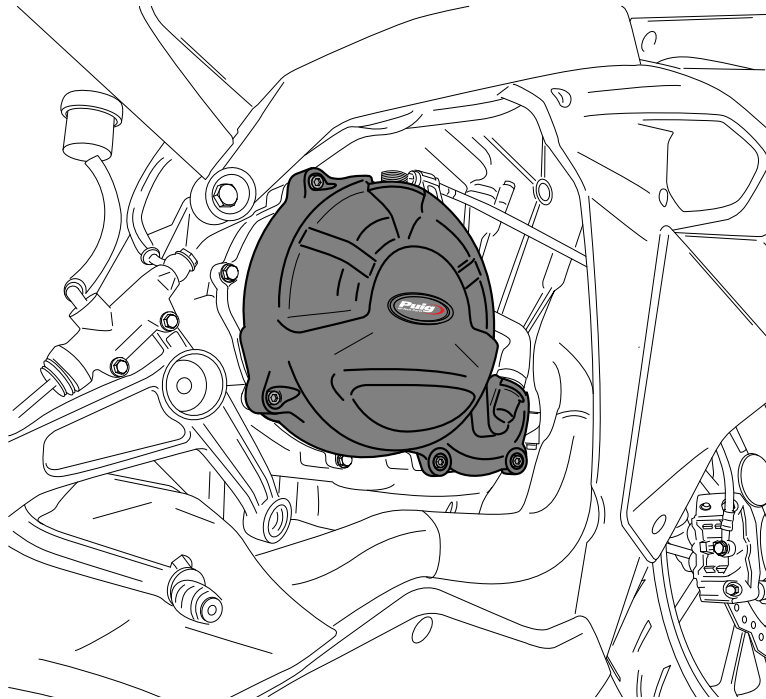
1 Person

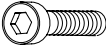


30 min



EASY



| ID. | PIEZA / PART | DESCRIPCIÓN | DESCRIPTION | QTY. | REF.: |
|-----|---|-----------------------|--------------------|------|------------------|
| 1 |  | Tapa derecha 1 | Right cover 1 | 1 | CONJUNTO--21402N |
| 2 |  | Tornillo M6x30 DIN912 | M6x30 DIN912 screw | 2 | - |
| 3 |  | Tornillo M6x35 DIN912 | M6x35 DIN912 screw | 3 | - |

RECOMENDAMOS MONTAR LOS TORNILLOS APRETANDO UNIFORMEMENTE UNO TRAS OTRO, PARA APRETAR FINALMENTE CON DINAMOMÉTRICA
WE RECOMMEND TO MOUNT THE SCREWS UNIFORMLY TIGHTENING ONE AFTER THE OTHER, TO FINALLY TIGHTEN WITH DYNAMOMETRIC

APRILIA RS 660 '21-

REF 21402N

INSTRUCCIONES DE MONTAJE - MOUNTING INSTRUCTIONS - MONTAGEANLEITUNG

1

ASSEMBLY
MONTAJE

2-3



12,00 N/m - Par de apriete
8,85 lb/ft - Tightening torque

ALLEN



5mm

