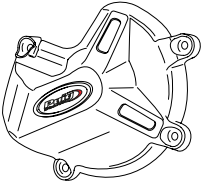
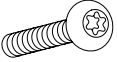


**BMW S 1000R '09-'16**  
**BMW S 1000RR '09-'16**

**REF 20168N**

**TAPAS LATERAL IZQUIERDO / LEFT SIDE COVERS**



ID.	PIEZA / PART	DESCRIPCIÓN	DESCRIPTION	QTY.	REF.:
1		Tapa izquierda	Left cover	1	CONJUNTO--20168
2		Tornillo Torx M6x40 ISO10664	ISO10664 M6x40 torx screw	4	-

RECOMENDAMOS MONTAR LOS TORNILLOS APRETANDO UNIFORMEMENTE UNO TRAS OTRO, PARA APRETAR FINALMENTE CON DINAMOMÉTRICA  
WE RECOMMEND TO MOUNT THE SCREWS UNIFORMLY TIGHTENING ONE AFTER THE OTHER, TO FINALLY TIGHTEN WITH DYNAMOMETRIC

**CONSULTAR EN NUESTRA PAGINA WEB LA DISPONIBILIDAD DEL VIDEO DE MONTAJE DE ESTA REFERENCIA.  
CONSULT OUR WEBSITE THE VIDEO MOUNT AVAILABILITY OF THIS REFERENCE.**



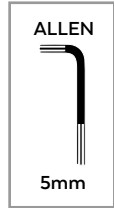
**BMW S 1000R '09-'16**  
**BMW S 1000RR '09-'16**

REF 20168N

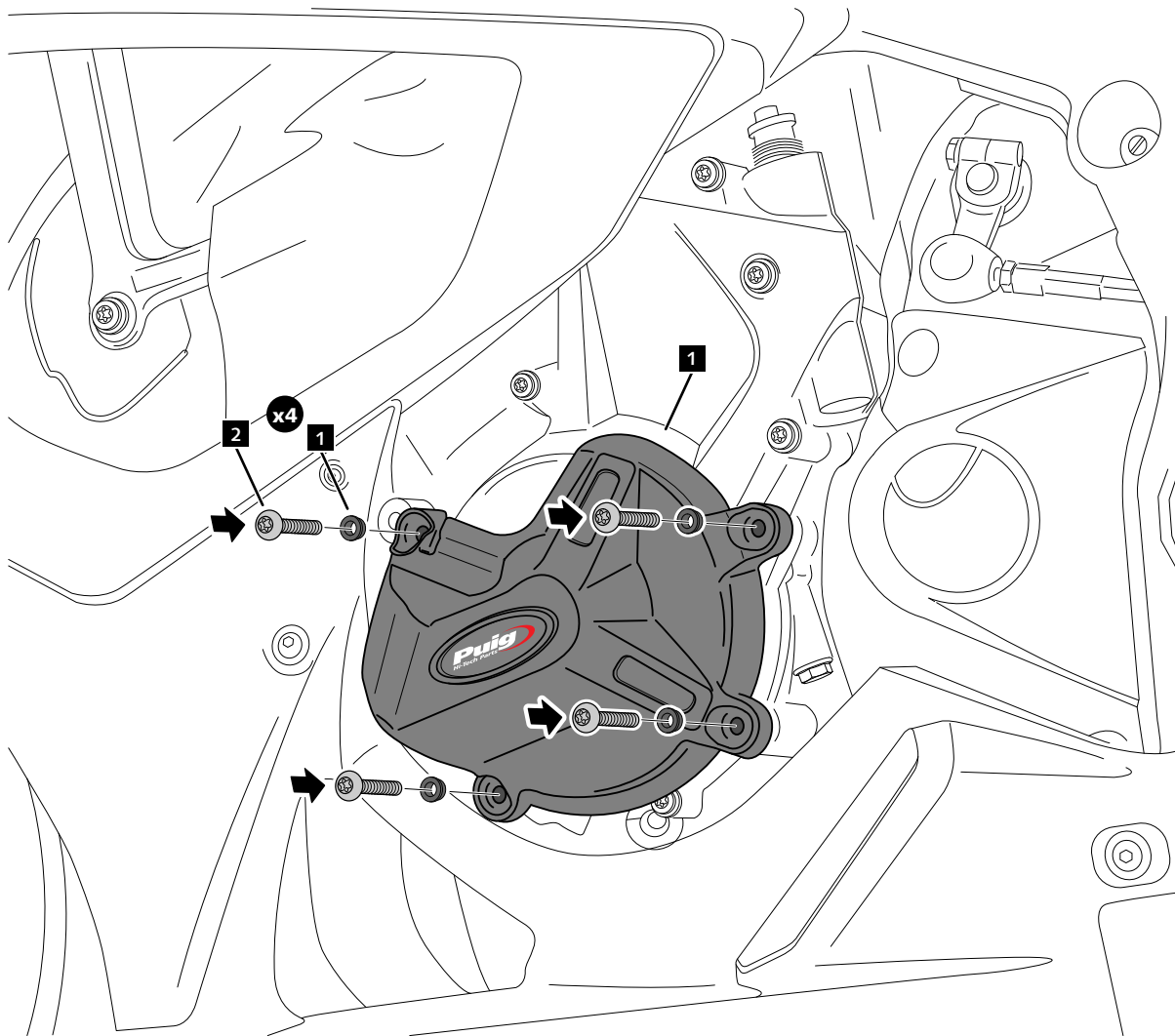
INSTRUCCIONES DE MONTAJE - MOUNTING INSTRUCTIONS - MONTAGEANLEITUNG

**1**

ASSEMBLY  
MONTAJE



**2**  3,00 N/m + ángulo giro 90° - Par de apriete  
2,21 lbf/ft + turning angle 90° - Tightening torque



BMW S 1000R '09-'16  
BMW S 1000RR '09-'16

REF 20168N

TAPAS LATERAL DERECHO / RIGHT SIDE COVERS



1 Person



30 min



EASY



ID.	PIEZA / PART	DESCRIPCIÓN	DESCRIPTION	QTY.	REF.:
1		Tapa derecha 1	Right cover 1	1	CONJUNTO--20168
2		Tapa derecha 2	Right cover 2	1	CONJUNTO--20168
3		Tornillo Torx M6x30 ISO10664	ISO10664 M6x30 torx screw	4	-
4		Tornillo Torx M6x40 ISO10664	ISO10664 M6x40 torx screw	3	-

RECOMENDAMOS MONTAR LOS TORNILLOS APRETANDO UNIFORMEMENTE UNO TRAS OTRO, PARA APRETAR FINALMENTE CON DINAMOMÉTRICA  
WE RECOMMEND TO MOUNT THE SCREWS UNIFORMLY TIGHTENING ONE AFTER THE OTHER, TO FINALLY TIGHTEN WITH DYNAMOMETRIC

**BMW S 1000R '09-'16**  
**BMW S 1000RR '09-'16**

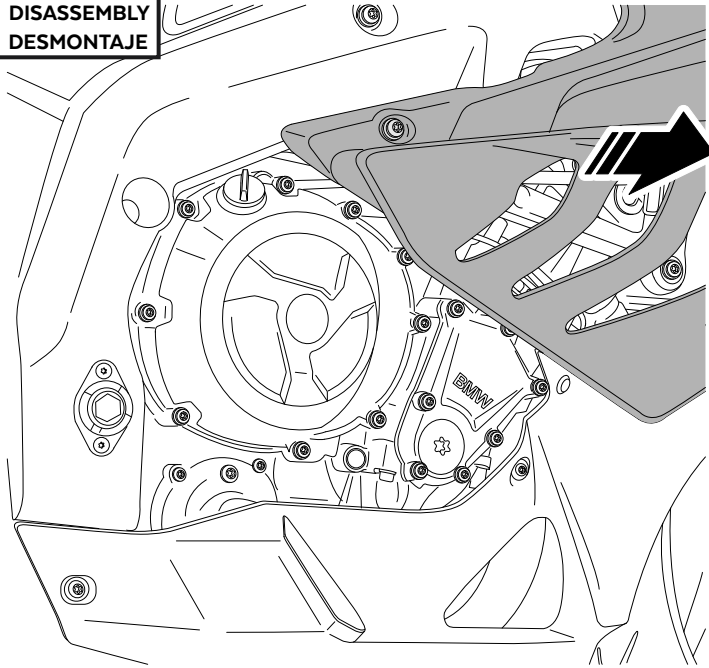
REF 20168N

INSTRUCCIONES DE MONTAJE - MOUNTING INSTRUCTIONS - MONTAGEANLEITUNG

**1**

DESMTAR EL CARENADO /  
REMOVE THE COVER

DISASSEMBLY  
DESMONTAJE

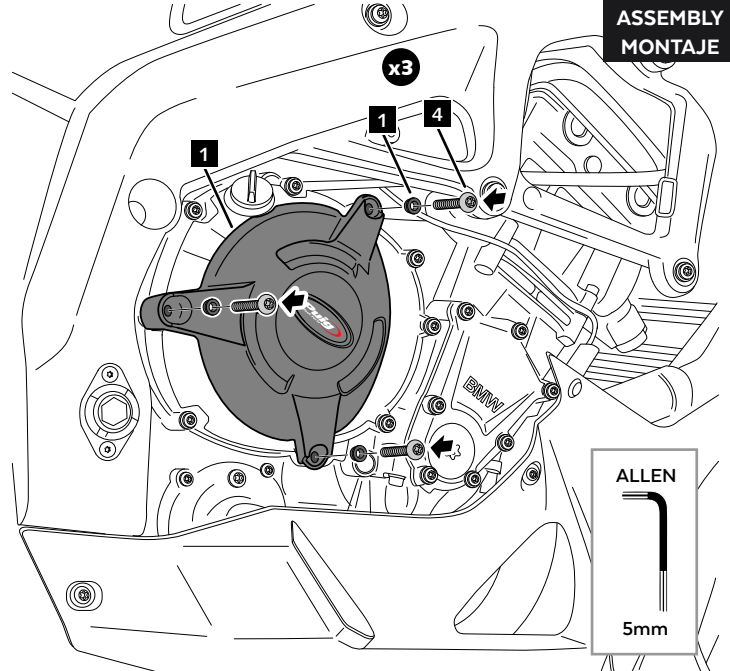


**4**

3,00 N/m + ángulo giro 90° - Par de apriete  
2,21 lbf/ft + turning angle 90° - Tightening torque

**2**

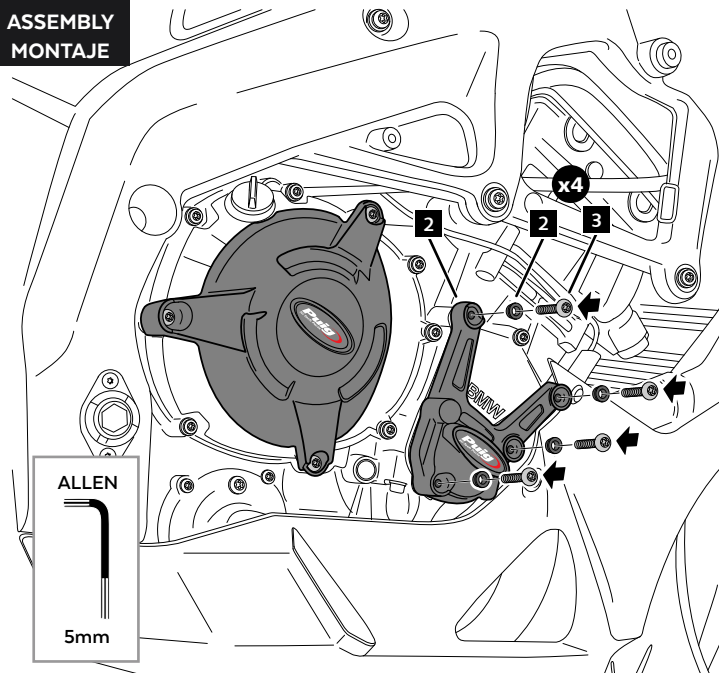
ASSEMBLY  
MONTAJE



**3**

9,0 N/m - Par de apriete  
6,64 lbf/ft - Tightening torque

ASSEMBLY  
MONTAJE



**4**

MONTAR EL CARENADO /  
ASSEMBLE THE COVER

ASSEMBLY  
MONTAJE

