

ART. 9037N

*SECUENCIA MONTAJE*  
FIG. 1



|     |         |                                                                                   |
|-----|---------|-----------------------------------------------------------------------------------|
| Nº1 | M5 X 35 |  |
|     | ○       |                                                                                   |
|     | M5 X 40 |                                                                                   |
| Nº2 | M5 X 35 |  |

FIG. 2

B M6 X 12

FIG. 1

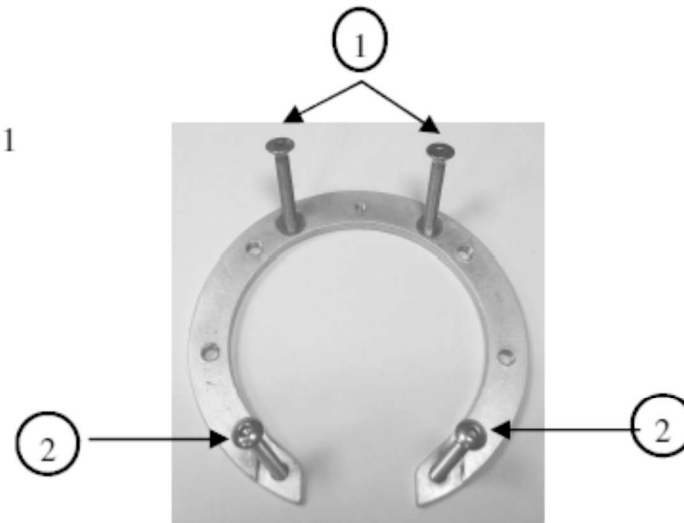


FIG. 2

